

DESCRIPTION

The Encounter™ redefines ambient lighting by being the first fixture to blend modern contemporary styling with the innovative WaveStream™ technology to deliver exceptional performance and superior energy savings. Encounter's highly efficient LED system with advance optical design delivers an unparalleled combination of optimal light uniformity for enhanced visual comfort and superior efficiency for greater energy savings.

Encounter is compatible with all of today's popular ceiling systems and available in a variety of configurations for application versatility. Its perfect balance of form and function make it an ideal choice for commercial office spaces, schools, hospitals, retail and other indoor ambient applications.

SPECIFICATION FEATURES

Construction

Shallow 3-1/4" deep housing is extruded aluminum frame and injected molded composite end plates. End plates are securely attached with screws for strength and rigidity and the elimination of gaps. End plates have accessory grid-lock feature for safety and convenience. Four auxiliary fixture end suspension points are provided. Large access plate for supply connection.

Controls

Equipped standard with a 0-10V continuous dimming driver that works with any standard 0-10V control/dimmer. Dimming range is 5% to 100%; varies by control device. Combine with energy-saving products like occupancy sensors, daylighting controls, and lighting relay panels from Cooper Controls (www.coopercontrol.com) to maximize energy savings.

Electrical

Long-life LED system coupled with electrical driver to deliver optimal performance. LED's available in 3000K, 3500K or 4000K with a typical CRI ≤ 85. Projected life is 60,000 hours at 78% lumen output. Electronic drivers are available for 120-277V applications.

Driver Access

Drivers can be accessed via plenum.

Finish

Durable frame has high reflectance baked matte white enamel finish for luminous uniformity.

Optics

Precision formed optical assembly with positively retained high optical grade acrylic lenses provide a directed optical distribution using WaveStream technology.

Compliance

Components are UL recognized. Indoor luminaires are cULus and CSA listed for 25° C ambient environments, RoHS compliant, and comply with IESNA LM-79. LEDs comply with LM-80 standards. DesignLights™ Consortium Qualified. Refer to www.designlights.org Qualified Products List under Family Models for details.

Warranty

Five year warranty.

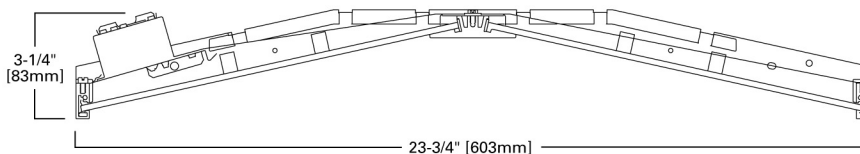
Catalog #		Type
Project		
Comments		Date
Prepared by		



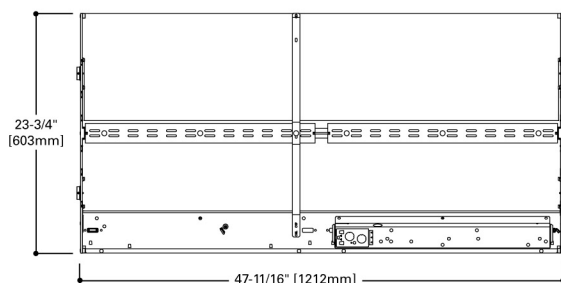
**24EN
LED**

**2' X 4' TROFFER
LED MODULE**

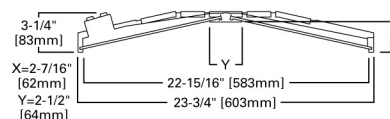
Specification Grade Troffer



MOUNTING DATA



LAMP CONFIGURATIONS



CERTIFICATION DATA

cULus - Damp Location
 CSA
 IC Rated
 LM79/LM80 Compliant
 ROHS Compliant
 DesignLights™ Consortium Qualified
 Title 24

*See Drywall Frame Kit Accessory in Ordering Information section.

CEILING COMPATIBILITY

G	F	Ceiling Type	Trim Type
Grid/Lay-in Standard	Drywall Frame Kit	Exposed Grid	G
		Concealed T	G or T
		Slot Grid	G or T
		Flange	*

LINEAR DISCONNECT

Safe and convenient means of disconnecting power



Specifications and dimensions subject to change without notice.
 Consult your representative for additional options and finishes.

LUMEN MAINTENANCE

Ambient Temperature	TM-21 Lumen Maintenance (60,000 hours)	Theoretical L70 (Hours)
25°C	> 78%	> 92,000

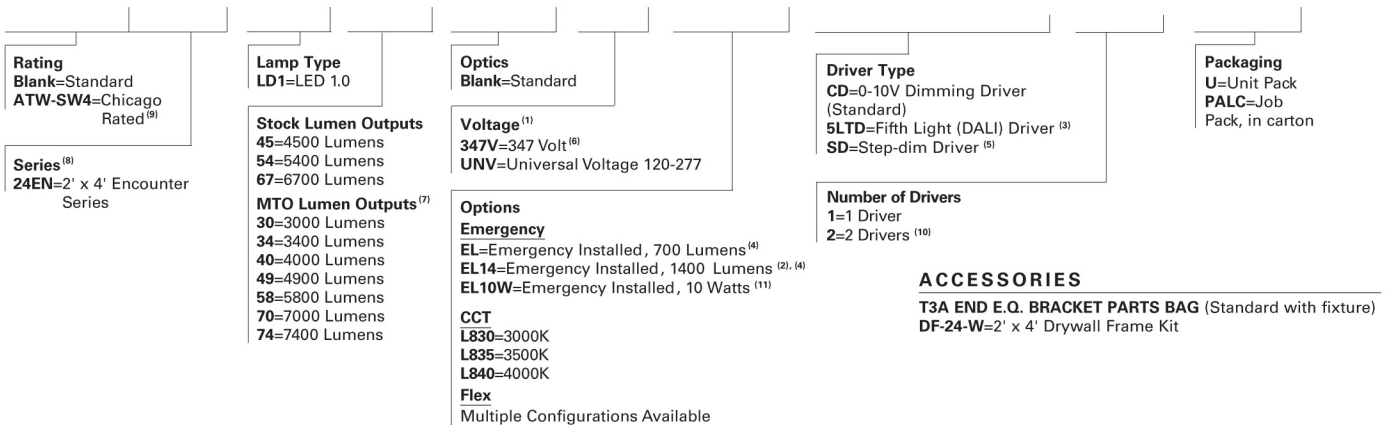
ENERGY AND PERFORMANCE DATA BY CATALOG NUMBER

Stock or MTO*	Catalog Logic	Delivered Lumens	Watts	Efficacy (LPW)
MTO	24EN-LD1-30-UNV-L830-CD1-U	2928	29.8	98
MTO	24EN-LD1-30-UNV-L835-CD1-U	3040	30.1	101
MTO	24EN-LD1-30-UNV-L840-CD1-U	3114	29.9	104
MTO	24EN-LD1-34-UNV-L830-CD1-U	3326	34.3	97
MTO	24EN-LD1-34-UNV-L835-CD1-U	3449	34.5	100
MTO	24EN-LD1-34-UNV-L840-CD1-U	3536	34.4	103
MTO	24EN-LD1-40-UNV-L830-CD1-U	3898	41.0	95
MTO	24EN-LD1-40-UNV-L835-CD1-U	4039	41.3	98
MTO	24EN-LD1-40-UNV-L840-CD1-U	4141	41.1	101
MTO	24EN-LD1-45-UNV-L830-CD1-U	4333	46.7	93
Stock	24EN-LD1-45-UNV-L835-CD1-U	4504	47.0	96
Stock	24EN-LD1-45-UNV-L840-CD1-U	4618	46.8	99
MTO	24EN-LD1-49-UNV-L830-CD1-U	4884	49.1	99
MTO	24EN-LD1-49-UNV-L835-CD1-U	4962	49.3	101
MTO	24EN-LD1-49-UNV-L840-CD1-U	5141	49.4	104
MTO	24EN-LD1-54-UNV-L830-CD1-U	5329	54.3	98
Stock	24EN-LD1-54-UNV-L835-CD1-U	5421	54.4	100
Stock	24EN-LD1-54-UNV-L840-CD1-U	5614	54.6	103
MTO	24EN-LD1-58-UNV-L830-CD1-U	5763	59.5	97
MTO	24EN-LD1-58-UNV-L835-CD1-U	5856	59.5	98
MTO	24EN-LD1-58-UNV-L840-CD1-U	6070	59.8	102
MTO	24EN-LD1-67-UNV-L830-CD1-U	6598	70.0	94
Stock	24EN-LD1-67-UNV-L835-CD1-U	6730	70.2	96
Stock	24EN-LD1-67-UNV-L840-CD1-U	6938	70.2	99
MTO	24EN-LD1-70-UNV-L830-CD1-U	6948	74.9	93
MTO	24EN-LD1-70-UNV-L835-CD1-U	7077	74.9	94
MTO	24EN-LD1-70-UNV-L840-CD1-U	7303	74.9	98
MTO	24EN-LD1-74-UNV-L830-CD1-U	7341	80.0	92
MTO	24EN-LD1-74-UNV-L835-CD1-U	7443	80.0	93
MTO	24EN-LD1-74-UNV-L840-CD1-U	7683	80.0	96

*Made to order (MTO) requires a four week lead time.

ORDERING INFORMATION

SAMPLE NUMBER: 24EN-LD1-67-UNV-L835-CD1-U



NOTES: ⁽¹⁾ Products also available in non-US voltages and frequencies for international markets. ⁽²⁾ Must specify voltage (120V or 277V) when selecting EL option. ⁽³⁾ For a complete listing of Fifth Light Technology products and other solutions from Cooper Controls, visit www.coopercontrol.com. ⁽⁴⁾ EL options are non-integral, test switch and light must be remote mounted. EL700 option requires standard switch box. ⁽⁵⁾ Step-dim driver not available with 3,000 lumen option. ⁽⁶⁾ 347V emergency option not available. ⁽⁷⁾ Made-to-order (MTO) requires four week lead time. ⁽⁸⁾ DesignLights™ Consortium Qualified (all lumen packages). Refer to www.designlights.org Qualified Products List under Family Models for details. ⁽⁹⁾ Chicago rated version does not allow for row mounting. ⁽¹⁰⁾ Two drivers only required 7,000 and 7,400 lumen option with step-dim driver. ⁽¹¹⁾ For delivered lumens, take lumens per watt of desired fixture and multiply by 10 watts (100 lp/W x 10 = 1000 lumens delivered).

Specifications & dimensions subject to change without notice. Consult your Cooper Lighting Representative for availability and ordering information.

SHIPPING DATA

Catalog No.	Wt.
24EN-LD1-45	28 lbs.
24EN-LD1-54	28 lbs.
24EN-LD1-67	28 lbs.

Specifications and dimensions subject to change without notice.